

1 2 3 4 5 6

A

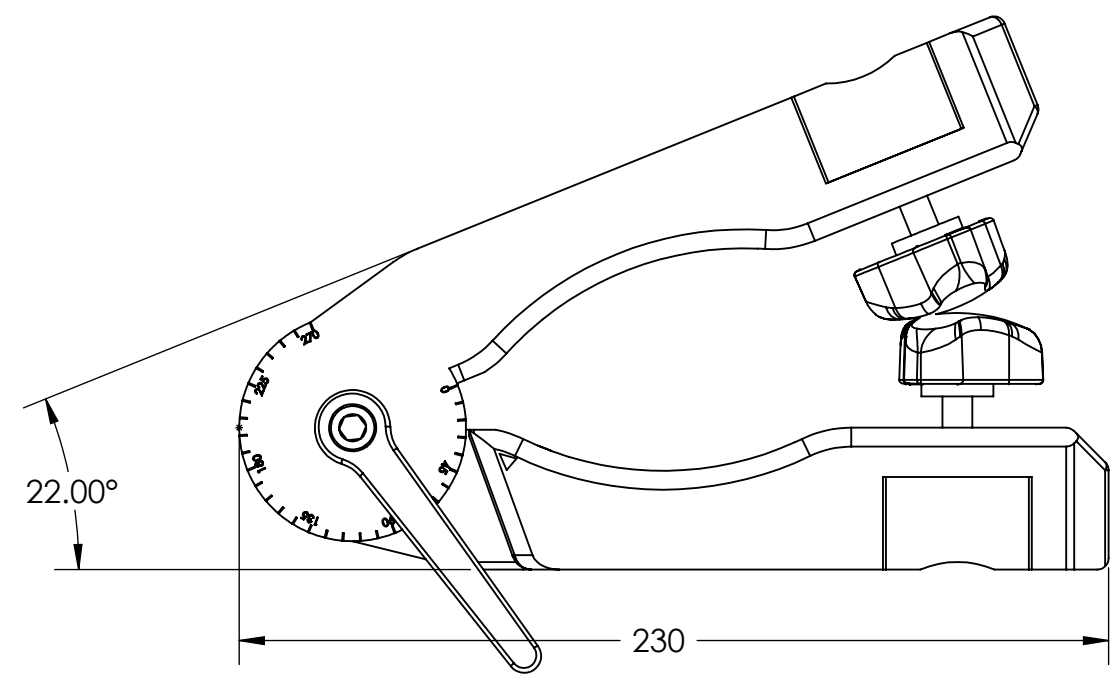
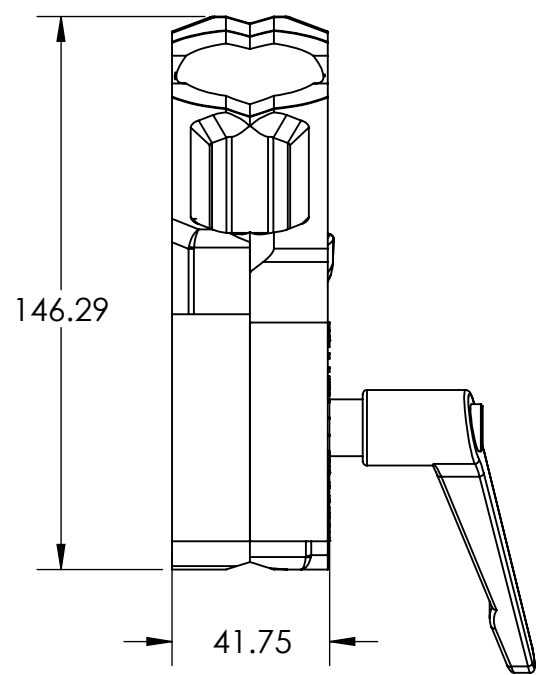
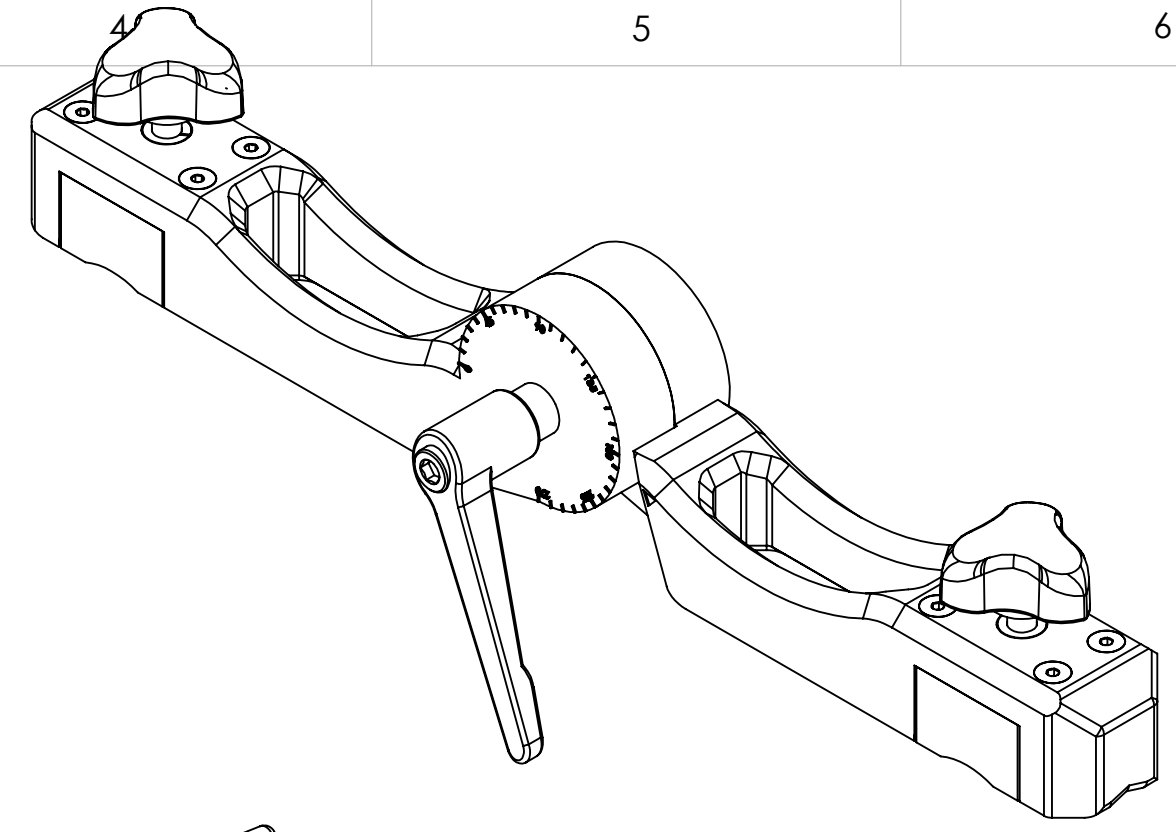
A

B

B

C

C



Handle will not be installed, will ship inside the space between the arms

NOTES: UNLESS OTHERWISE SPECIFIED

1. INSPECT \boxed{ST} DIMENSIONS PER ANSI Z1.4, GIL I, AQL=.25
2. 1° DRAFT ALLOWED FOR CASTING
3. REMOVE ALL BURRS AND BREAK SHARP EDGES.
4. IF CAST, TUMBLE DEBUR AFTER CASTING
5. PACKAGE PARTS TO PREVENT DAMAGE FROM SHIPPING AND HANDLING.

TOLERANCES:
 X. +/- 0.5
 X.X +/- 0.25
 X.XX +/- 0.10
 X.XXX +/- 0.025
 RADII = +/- 0.8MM
 ANGLES = +/- 2 DEG.

Surface Finish:

MATERIAL:

THIS DOCUMENT, AND THE INFORMATION IT CONTAINS, INCLUDING THE PRINCIPLES OF DESIGN, IS THE EXCLUSIVE PROPERTY OF MAGSWITCH TECHNOLOGY WORLDWIDE AND IS CONFIDENTIAL. ACCORDINGLY, THIS INFORMATION IS SUBMITTED TO YOU WITH THE AGREEMENT THAT IT IS NOT TO BE REPRODUCED, COPIED, OR LOANED IN PART OR IN WHOLE, NOR IS THE INFORMATION TO BE RELAYED TO ANY OTHER INDIVIDUAL OR COMPANY EXCEPT AS MTW FIRST AUTHORIZES IN WRITING. ACCEPTANCE OF THIS DOCUMENT CONSTITUTES AGREEMENT TO THESE RESTRICTIONS.

INTERPRET DRAWING PER: ANSI Y14.5M-1994	DRAWN	DATE
DIMENSIONS ARE IN MILLIMETERS	DESIGN	DATE
	STD. CHECK	DATE
THIRD ANGLE PROJECTION	F/F CHECK	DATE
	APPROVED	DATE
DO NOT SCALE		

magswitch 8774 YATES DRIVE, SUITE 140
 WESTMINSTER, COLORADO 80031
 303-468-0662 / FAX 303-951-9918

TITLE: Pivot Angle Dimensions

SIZE	CAGE CODE	DWG. NO.	REV
B		8000367	
SCALE 1:5		WEIGHT: g	SHEET 1 OF 1

1 2 3 4 5 6

D